

uCertify

Course Outline

Querying Microsoft SQL Server 2012/2014 (70-461)



27 Apr 2024

1. Course Objective
2. Pre-Assessment
3. Exercises, Quizzes, Flashcards & Glossary
Number of Questions
4. Expert Instructor-Led Training
5. ADA Compliant & JAWS Compatible Platform
6. State of the Art Educator Tools
7. Award Winning Learning Platform (LMS)
8. Chapter & Lessons
Syllabus
Chapter 1: Introduction
Chapter 2: Managing Tables and Views
Chapter 3: Creating Constraints and Triggers
Chapter 4: Working with Data
Chapter 5: Modifying Data
Chapter 6: Troubleshooting and Optimizing Queries
Chapter 7: Appendix A
Chapter 8: Appendix B
Videos and How To
9. Practice Test
Here's what you get
Features
10. Live labs
Lab Tasks
Here's what you get
11. Post-Assessment

1. Course Objective

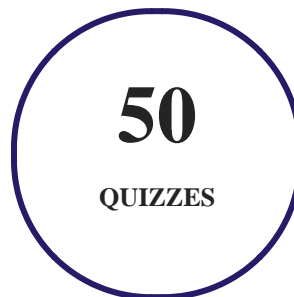
Kick start your prep for the MCSA 70-461 exam with the Querying Microsoft SQL Server 2012/2014 (70-461) course and lab. The lab is cloud-based, device-enabled, and can easily be integrated with an LMS. The SQL training course and lab completely cover the 70-461 exam objectives and provide an understanding of topics such as creating database objects; working and modifying data; troubleshooting and optimizing queries and transactions, and more.

2. Pre-Assessment

Pre-Assessment lets you identify the areas for improvement before you start your prep. It determines what students know about a topic before it is taught and identifies areas for improvement with question assessment before beginning the course.

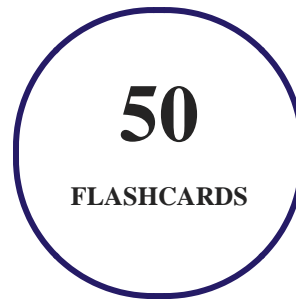
3. Quizzes

Quizzes test your knowledge on the topics of the exam when you go through the course material. There is no limit to the number of times you can attempt it.



4. flashcards

Flashcards are effective memory-aiding tools that help you learn complex topics easily. The flashcard will help you in memorizing definitions, terminologies, key concepts, and more. There is no limit to the number of times learners can attempt these. Flashcards help master the key concepts.



5. Glossary of terms

uCertify provides detailed explanations of concepts relevant to the course through Glossary. It contains a list of frequently used terminologies along with its detailed explanation. Glossary defines the key terms.



6. Expert Instructor-Led Training

uCertify uses the content from the finest publishers and only the IT industry's finest instructors. They have a minimum of 15 years real-world experience and are subject matter experts in their fields. Unlike a live class, you can study at your own pace. This creates a personal learning experience and gives you all the benefit of hands-on training with the flexibility of doing it around your schedule 24/7.

7. ADA Compliant & JAWS Compatible Platform

uCertify course and labs are ADA (Americans with Disability Act) compliant. It is now more accessible to students with features such as:

- Change the font, size, and color of the content of the course
- Text-to-speech, reads the text into spoken words
- Interactive videos, how-tos videos come with transcripts and voice-over
- Interactive transcripts, each word is clickable. Students can clip a specific part of the video by clicking on a word or a portion of the text.

JAWS (Job Access with Speech) is a computer screen reader program for Microsoft Windows that reads the screen either with a text-to-speech output or by a Refreshable Braille display. Student can easily navigate uCertify course using JAWS shortcut keys.

8. State of the Art Educator Tools

uCertify knows the importance of instructors and provide tools to help them do their job effectively. Instructors are able to clone and customize course. Do ability grouping. Create sections. Design grade scale and grade formula. Create and schedule assessments. Educators can also move a student from self-paced to mentor-guided to instructor-led mode in three clicks.

9. Award Winning Learning Platform (LMS)

uCertify has developed an award winning, highly interactive yet simple to use platform. The SIIA CODiE Awards is the only peer-reviewed program to showcase business and education technology's finest products and services. Since 1986, thousands of products, services and solutions have been recognized for achieving excellence. uCertify has won CODiE awards consecutively for last 7 years:

- **2014**
 1. Best Postsecondary Learning Solution
- **2015**
 1. Best Education Solution

2. Best Virtual Learning Solution
3. Best Student Assessment Solution
4. Best Postsecondary Learning Solution
5. Best Career and Workforce Readiness Solution
6. Best Instructional Solution in Other Curriculum Areas
7. Best Corporate Learning/Workforce Development Solution

- **2016**

1. Best Virtual Learning Solution
2. Best Education Cloud-based Solution
3. Best College and Career Readiness Solution
4. Best Corporate / Workforce Learning Solution
5. Best Postsecondary Learning Content Solution
6. Best Postsecondary LMS or Learning Platform
7. Best Learning Relationship Management Solution

- **2017**

1. Best Overall Education Solution
2. Best Student Assessment Solution
3. Best Corporate/Workforce Learning Solution
4. Best Higher Education LMS or Learning Platform

- **2018**

1. Best Higher Education LMS or Learning Platform
2. Best Instructional Solution in Other Curriculum Areas
3. Best Learning Relationship Management Solution

- **2019**

1. Best Virtual Learning Solution
2. Best Content Authoring Development or Curation Solution
3. Best Higher Education Learning Management Solution (LMS)

- **2020**

1. Best College and Career Readiness Solution
2. Best Cross-Curricular Solution
3. Best Virtual Learning Solution

10. Chapter & Lessons

uCertify brings these textbooks to life. It is full of interactive activities that keeps the learner engaged. uCertify brings all available learning resources for a topic in one place so that the learner can efficiently learn without going to multiple places. Challenge questions are also embedded in the chapters so learners can attempt those while they are learning about that particular topic. This helps them grasp the concepts better because they can go over it again right away which improves learning.

Learners can do Flashcards, Exercises, Quizzes and Labs related to each chapter. At the end of every lesson, uCertify courses guide the learners on the path they should follow.

Syllabus

Chapter 1: Introduction

- About SQL Server 2012/2014
- About Transact-SQL (T-SQL)

Chapter 2: Managing Tables and Views

- Creating Tables
- Modifying Existing Tables
- Understanding Indexes
- Understanding Views

- Partitioning Tables and Indexes
- Summary

Chapter 3: Creating Constraints and Triggers

- Creating and Modifying Constraints
- Understanding Triggers
- Modifying Triggers
- Summary

Chapter 4: Working with Data

- Using SELECT Statements
- Implementing Subqueries
- Implementing Data Types
- Implementing Aggregate Queries
- Managing XML Data
- Summary

Chapter 5: Modifying Data

- Understanding Stored Procedures

- Using DML Statements
- Combining Datasets
- Working with Functions
- Summary

Chapter 6: Troubleshooting and Optimizing Queries

- Tuning and Optimizing Queries
- Managing Transactions
- Evaluating Operations
- Implementing Error Handling
- Summary

Chapter 7: Appendix A

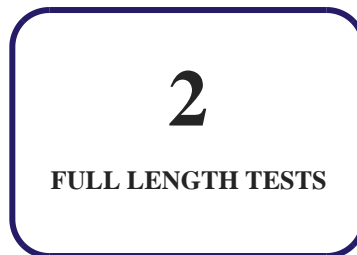
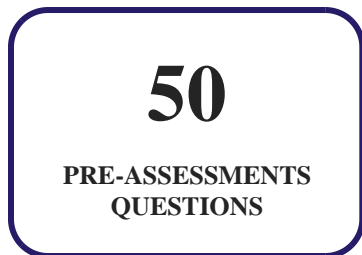
- Installing Microsoft SQL Server 2014 Management Studio
- Connecting to the Server

Chapter 8: Appendix B

- 70-461 Exam Objectives

11. Practice Test

Here's what you get



Features

Each question comes with detailed remediation explaining not only why an answer option is correct but also why it is incorrect.

Unlimited Practice

Each test can be taken unlimited number of times until the learner feels they are prepared. Learner can review the test and read detailed remediation. Detailed test history is also available.

Each test set comes with learn, test and review modes. In learn mode, learners will attempt a question and will get immediate feedback and complete remediation as they move on to the next question. In test mode, learners can take a timed test simulating the actual exam conditions. In review mode, learners can read through one item at a time without attempting it.

12. Live Labs

The benefits of live-labs are:

- Exam based practical tasks
- Real equipment, absolutely no simulations

- Access to the latest industry technologies
- Available anytime, anywhere on any device
- Break and Reset functionality
- No hardware costs

Lab Tasks

Managing Tables and Views

- Creating a Table
- Adding a New Column in a Table
- Deleting a Column from a Table
- Deleting a Table
- Modifying a Column in a Table
- Creating a Clustered Index
- Creating a Non-Clustered Index
- Deleting an Index
- Creating a Filtered Index
- Creating an Indexed View
- Creating a View

Creating Constraints and Triggers

- Creating a Primary Key Constraint
- Creating a Foreign Key Constraint
- Creating a Unique Constraint
- Dropping a Constraint
- Creating a DML Trigger
- Creating a DDL Trigger
- Using INSTEAD OF Trigger

Working with Data

- Using Logical Operators
- Using the SELECT statement
- Retrieving Specific Columns
- Using Calculated Columns
- Limiting Rows
- Using the LIKE Operator
- Using the BETWEEN Clause
- Using the PIVOT Operator
- Using Appropriate Data Types
- Using Subqueries
- Using the Analytic Function
- Working with Ranking Functions
- Using the XML Data Type

Modifying Data

- Creating a Stored Procedure
- Adding New Data
- Updating a Record in a Table
- Removing a Record from the Table
- Combining Data Sets
- Using User-Defined Functions

Troubleshooting and Optimizing Queries

- Displaying the Estimated Execution Plan
- Using SET STATISTICS IO
- Using the DECLARE and SET statements
- Using the BEGIN, COMMIT, and ROLLBACK TRANSACTION Statements
- Evaluating Operations
- Implementing Error Handling

Here's what you get

43

LIVE LABS

23

VIDEO TUTORIALS

13. Post-Assessment

After completion of the uCertify course Post-Assessments are given to students and often used in conjunction with a Pre-Assessment to measure their achievement and the effectiveness of the exam.

GET IN TOUCH:

 3187 Independence Drive
Livermore, CA 94551,
United States



+1-415-763-6300



support@ucertify.com



www.ucertify.com